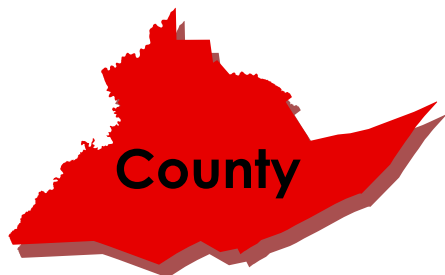


# FACT SHEET

American Community Survey Comparative Estimates  
**Centre County, Pennsylvania** and the  
**United States**


## Demographics

### TOTAL POPULATION CHANGE



Increased (+) 1.3%

155,032 (2011-2013 estimate)



Increased (+) 0.7%

12.8 million (2011-2013 estimate)

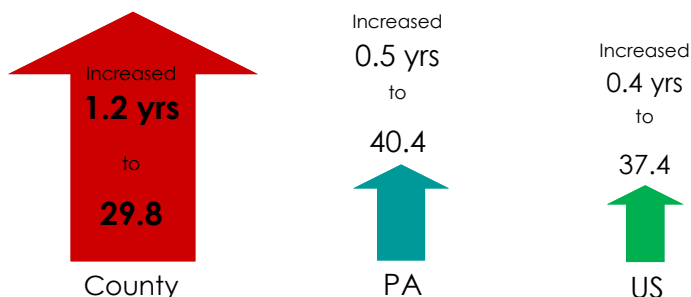


Increased (+) 2.3%

313.8 million (2011-2013 estimate)

### Median Age

Total population



### Percent in Age Brackets

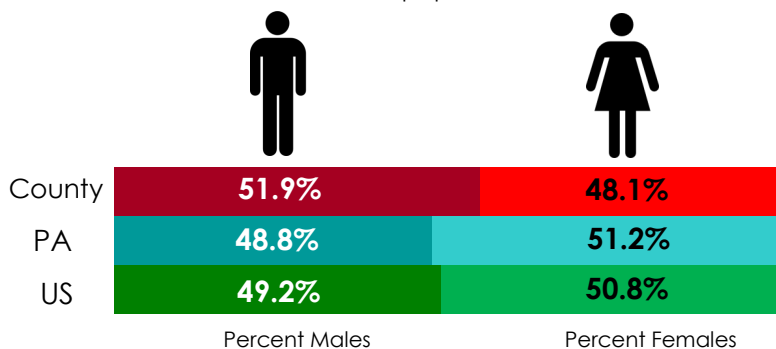
Total population

Age(s)	County (%)	PA (%)	US (%)
Less than 20	23.2	24.4	26.3
20 - 24	20.2	6.9	7.2
25 - 34	12.5	12.4	13.5
35 - 64	32.2	40.3	39.3
Over 65	12.0	16.0	13.7
Youth ratio	1 : 2.8	1 : 2.4	1 : 2.3
Senior ratio	1 : 5.4	1 : 3.7	1 : 4.4

Youth ratio: For every 1 person under age 20 there are X people assumed in the labor force. Senior ratio: For every 1 person age 65 and over there are X people assumed in the labor force.

### Percent by Sex

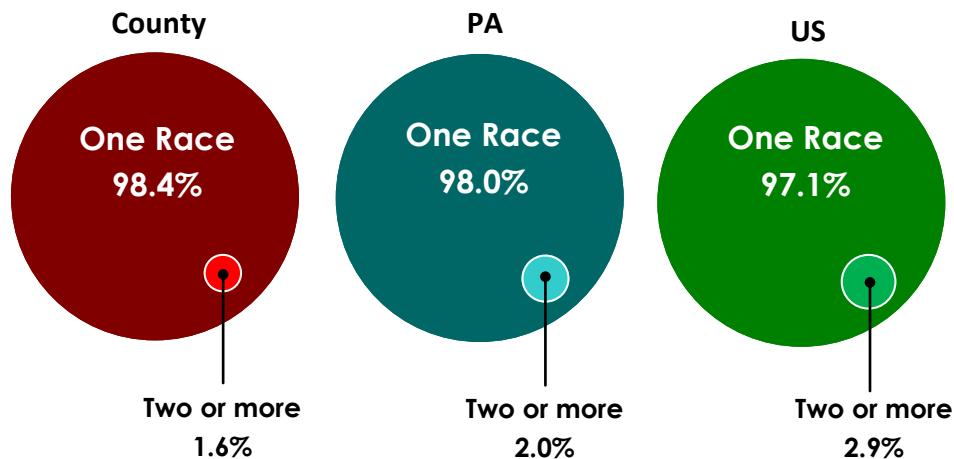
Total population



# FACT SHEET: *Demographics*

## Race

One race and 2 or more races  
Total population



## Race

Percent of Population reporting One Race only

Race reported	County (%)	Pennsylvania (%)	United States (%)
White	98.4	81.9	73.9
Black or African American	3.3	10.9	12.6
American Indian and Alaskan Native	0.2	0.2	0.8
Asian	5.3	2.9	5.0
Native Hawaiian or Other Pacific Islander	0.3	<0.1	0.2
Some other race	0.3	2.0	4.7
<b>Two or more races</b>	<b>1.6</b>	<b>2.0</b>	<b>2.9</b>

## Summary

Centre County's population grew nearly twice as fast as Pennsylvania's population, but lags by 1% behind the United State's population growth rate. Median age across all three geographies increased. The County's median age increased the most, by 1.2 years, but still remains the youngest due to the Penn State University student population. The ratio of youth to adults was nearly equal across all geographies, but the senior ratio varied in comparison. The percent of males to females was not statistically significant, but the County has a slightly higher percentage of males versus females. The County's population by race is nearly homogenous with over 98% of the population reporting one race described as White. At the state and national level, more racial diversity is reported.