

# FACT SHEET

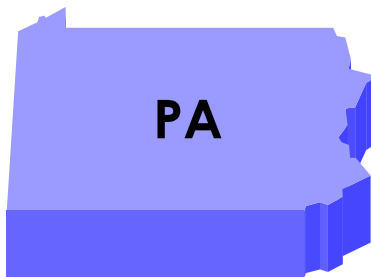
American Community Survey Comparative Estimates  
**Centre County, Pennsylvania** and the  
**United States**

## Housing

### PERCENT CHANGE IN NUMBER OF HOUSING UNITS



Increased (+) 1.7%  
 63,825 units (2011-2013 estimate)



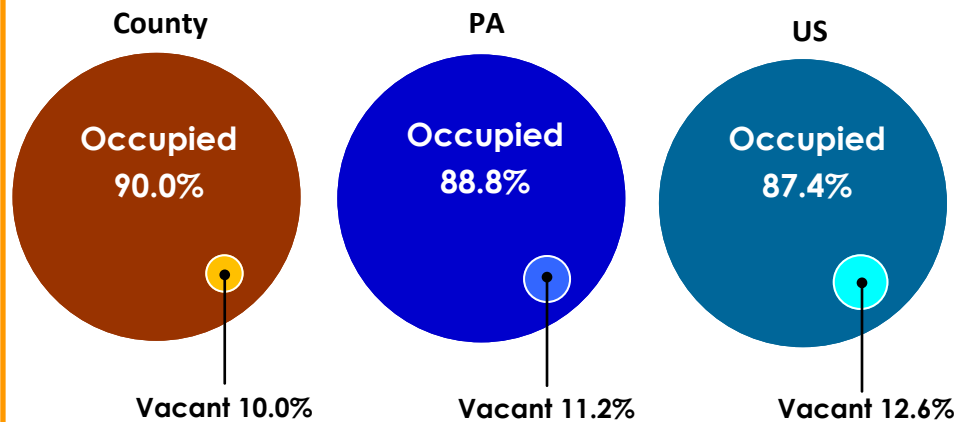
Increased (+) 0.2%  
 5.5 million units (2011-2013 estimate)



Increased (+) 0.9%  
 132.3 million units (2011-2013 estimate)

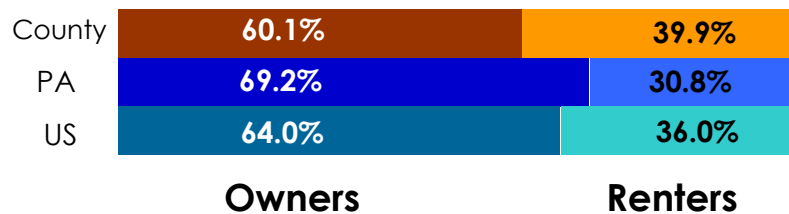
### Housing Occupancy

All housing units



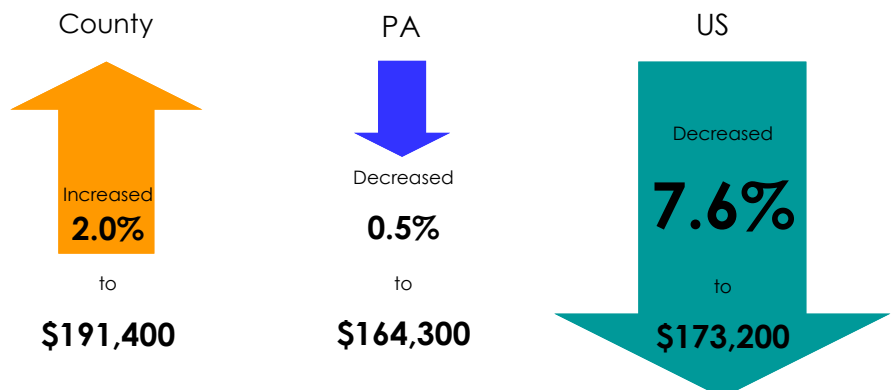
### Owners and Renters

For occupied housing units



### Median Home Values

Owner-Occupied Units



# FACT SHEET: *Housing*

## Household Size

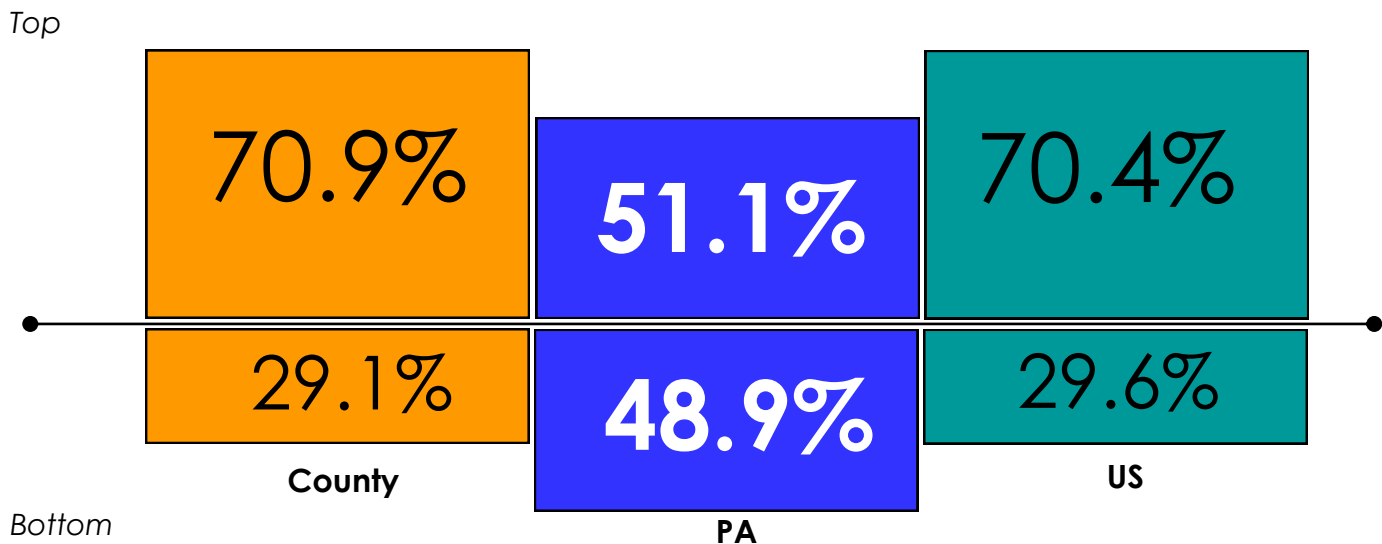
Persons per housing unit

Occupancy Status of Housing Unit	County	Pennsylvania	United States
Owner-occupied unit	2.53	2.61	2.70
Renter-occupied unit	2.51	2.23	2.53

## Age of Housing Stock

Percent of all housing units in age ranges

### **Built in & after 1960**



### **Built before 1960**

## Summary

The number of new housing units in Centre County increased at a rate nearly 2-times that of the United States and nearly 8-times that of Pennsylvania. Housing occupancy rates in the County are slightly higher compared to the state or the nation and, both homeowner and rental vacancy rates have decreased countywide. Across all geographies, there are more homeowners versus renters, but homeownership was slightly higher in Pennsylvania. While median home values dropped significantly in the United States, Centre County's median home values increased moderately by 2%. The age of housing stock is comparable between the County and the United States: near equal numbers for the percent of units constructed before and after the year 1960. Pennsylvania, however, has nearly equal percentages of older versus newer housing units.